



## Overview of the 8(a) Program in Certify.SBA.gov for Firms Fall 2017



**The purpose of this PowerPoint is to inform [Firms](#) how they will submit their 8(a) application starting November 15, 2017 on [Certify.SBA.Gov](#).**



**[certify.SBA.gov](#)**



# Our Mission

To create a **one-stop shop** for small business to apply for SBA Small Business Programs.


To help SBA build **an effective, efficient, and accountable case management system.**

# Before Certify

## Paper Applications & Burdensome Processes



Small businesses downloaded forms, **printed** all required supporting documents, **and mailed** reams of paper to SBA simply to apply to the 8(a) program.



**SBA mailed files between district offices** to share information required to manage small business accounts. This adds up to hundreds of thousands of dollars in costs annually.

# After Certify



## Re-use Docs

Eliminate redundancy by storing documents in one location and re-using them for future needs.



## Online Questionnaires

Firms now have the ability to complete online questionnaires rather than fill out lengthy and sometimes repetitive forms.



## Transparency – Status Updates

Firms will be able to check their application dashboard for the most up-to-date information about their applications. This minimizes the need to call or email the SBA for information about where their application is in the process.



## Direct Messaging

Firms will be able to respond to SBA requests via an internal messaging system. This ensures your PII is safe and responses are not sent to spam or junk filters.

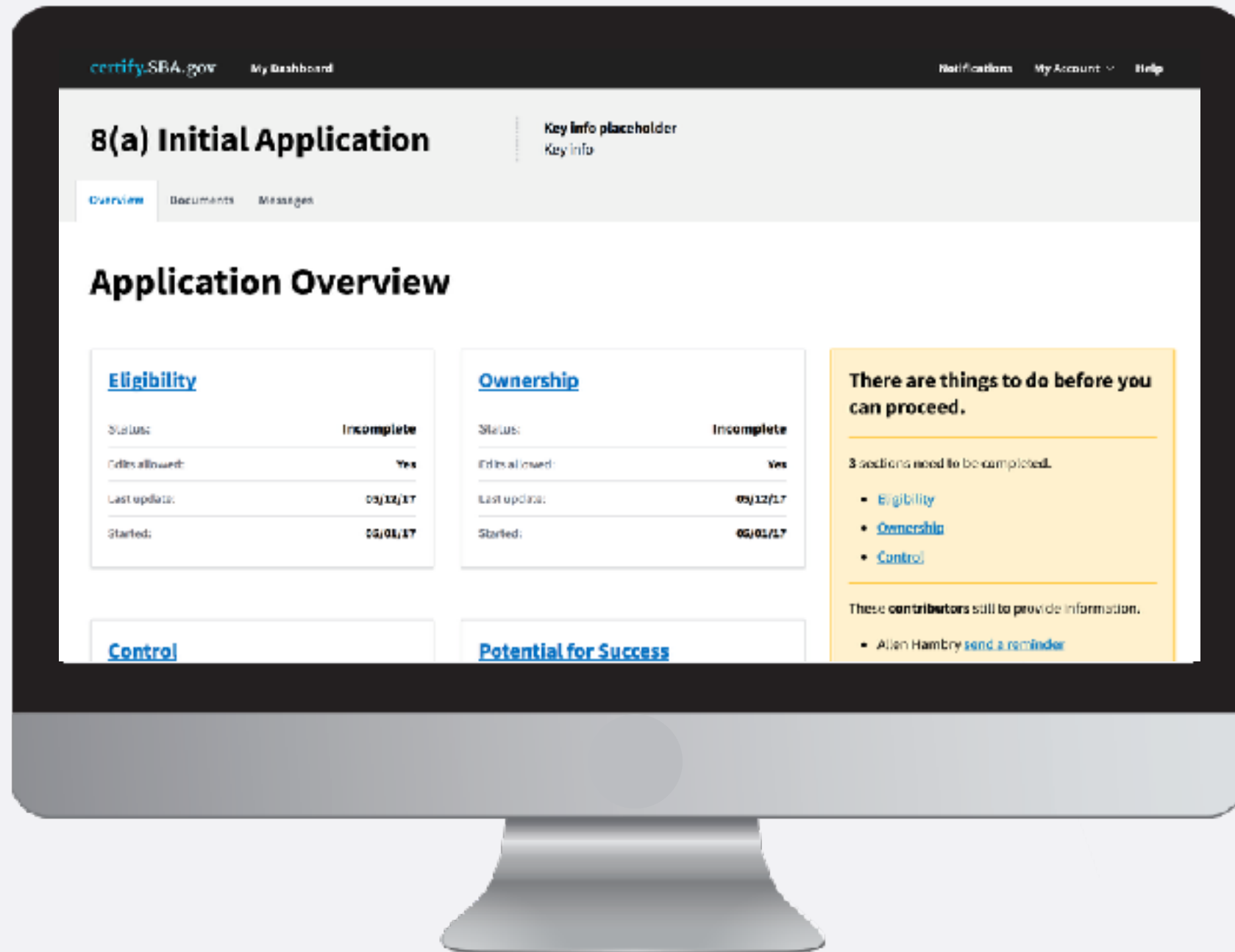


# **Firm View of Certify Features**



**certify.SBA.gov**

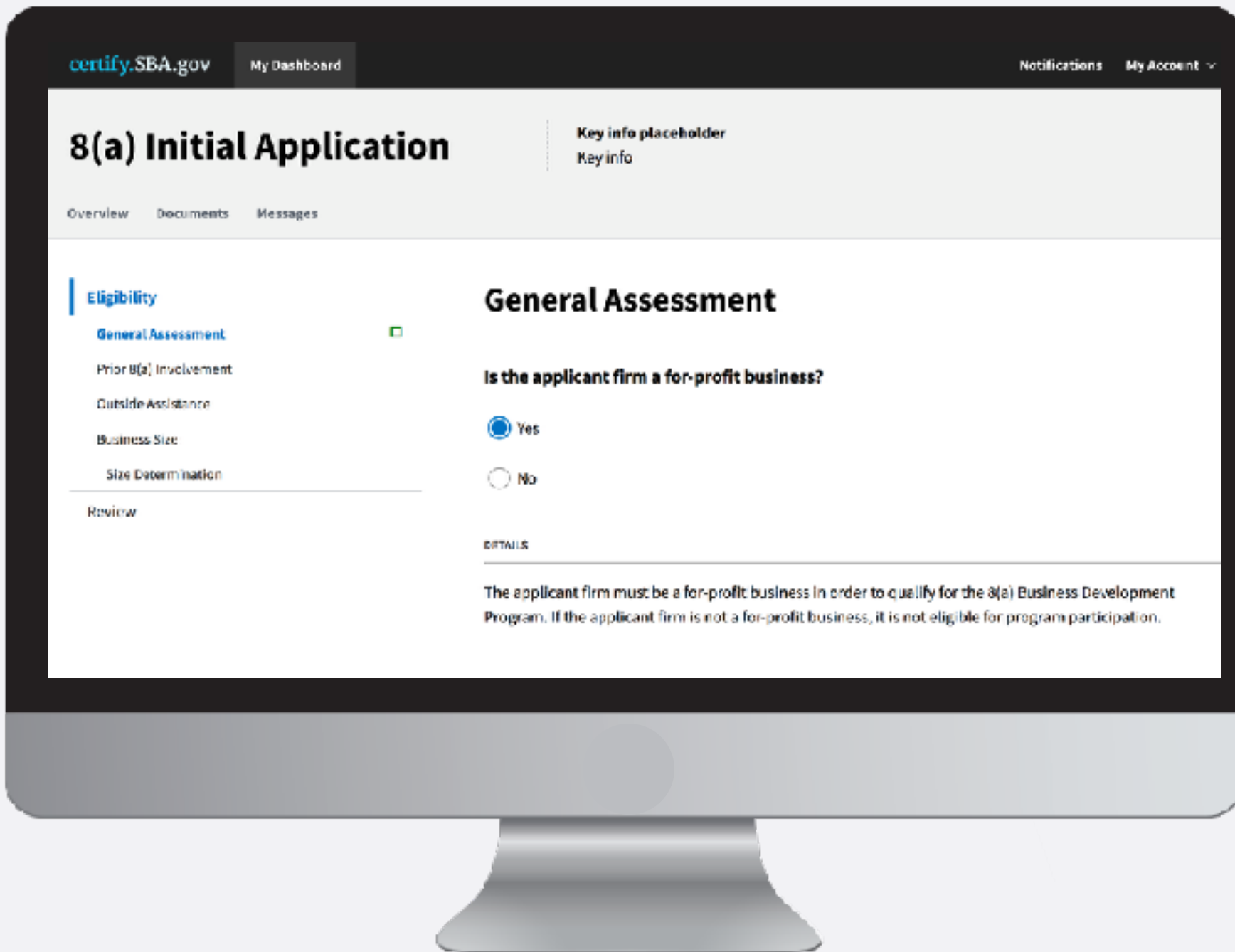
# Firm View of Certify Features



Firms will be able to see all aspects of their application on one page:

- Application Sections
- Document Library Tab
- Messages to Replace Email with SBA
- Notifications of Tasks to Complete
- Additional Contributors can Input Data

# Meet the New Online Questionnaire



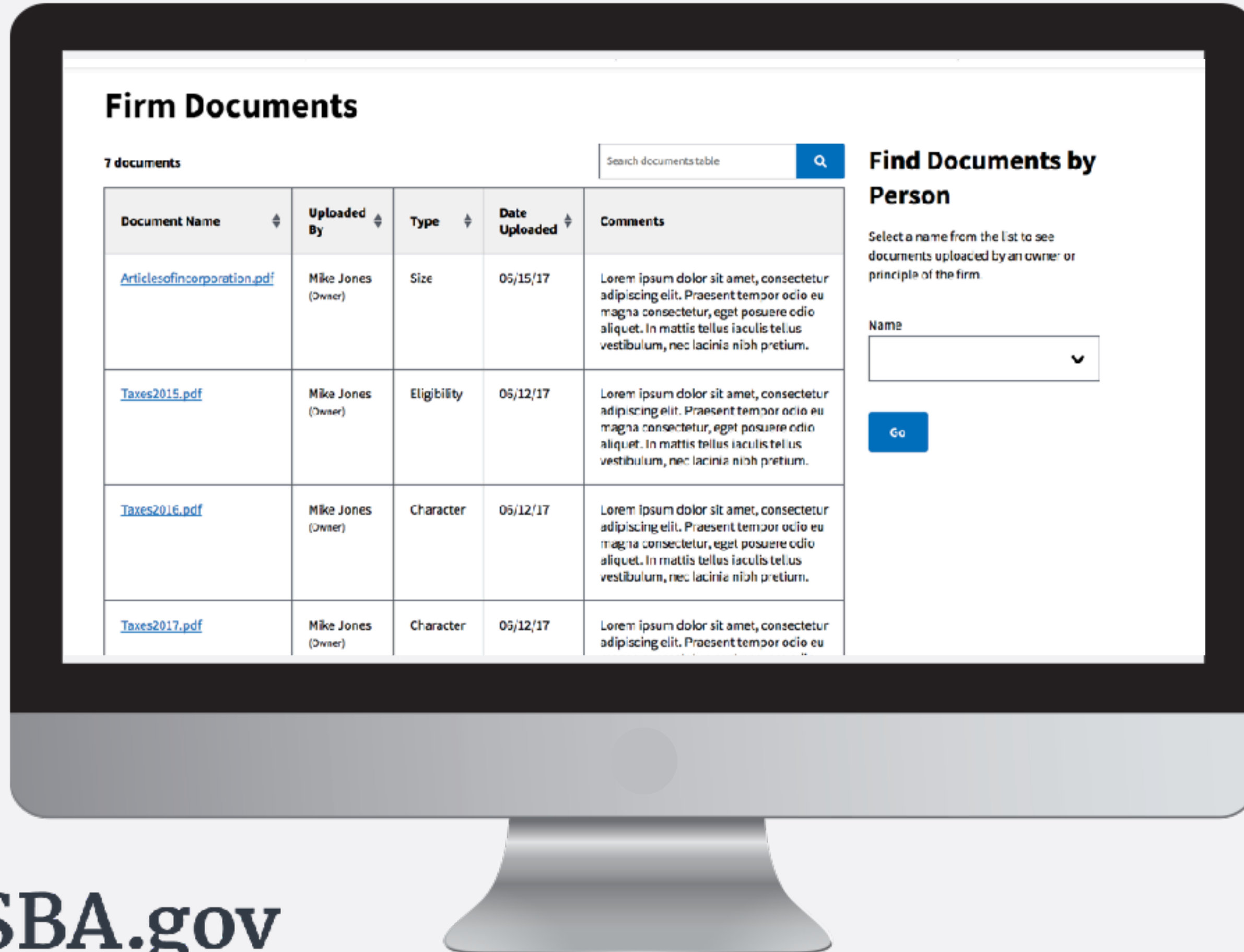
The screenshot displays the '8(a) Initial Application' page on the certify.SBA.gov website. The page is titled '8(a) Initial Application' and includes a 'Key info placeholder' for 'Key info'. The navigation menu includes 'Overview', 'Documents', and 'Messages'. The main content area is divided into two sections: 'Eligibility' and 'General Assessment'. The 'Eligibility' section lists several sub-sections: 'General Assessment' (which is currently active and marked with a green checkmark), 'Prior B(a) Involvement', 'Outside Assistance', 'Business Size', 'Size Determination', and 'Review'. The 'General Assessment' section contains the question 'Is the applicant firm a for-profit business?' with two radio button options: 'Yes' (which is selected) and 'No'. Below the question, there is a 'DETAILS' section with the following text: 'The applicant firm must be a for-profit business in order to qualify for the 8(a) Business Development Program. If the applicant firm is not a for-profit business, it is not eligible for program participation.'

Most forms have been converted into online questionnaires to make it easier for firms to answer questions relevant to them.

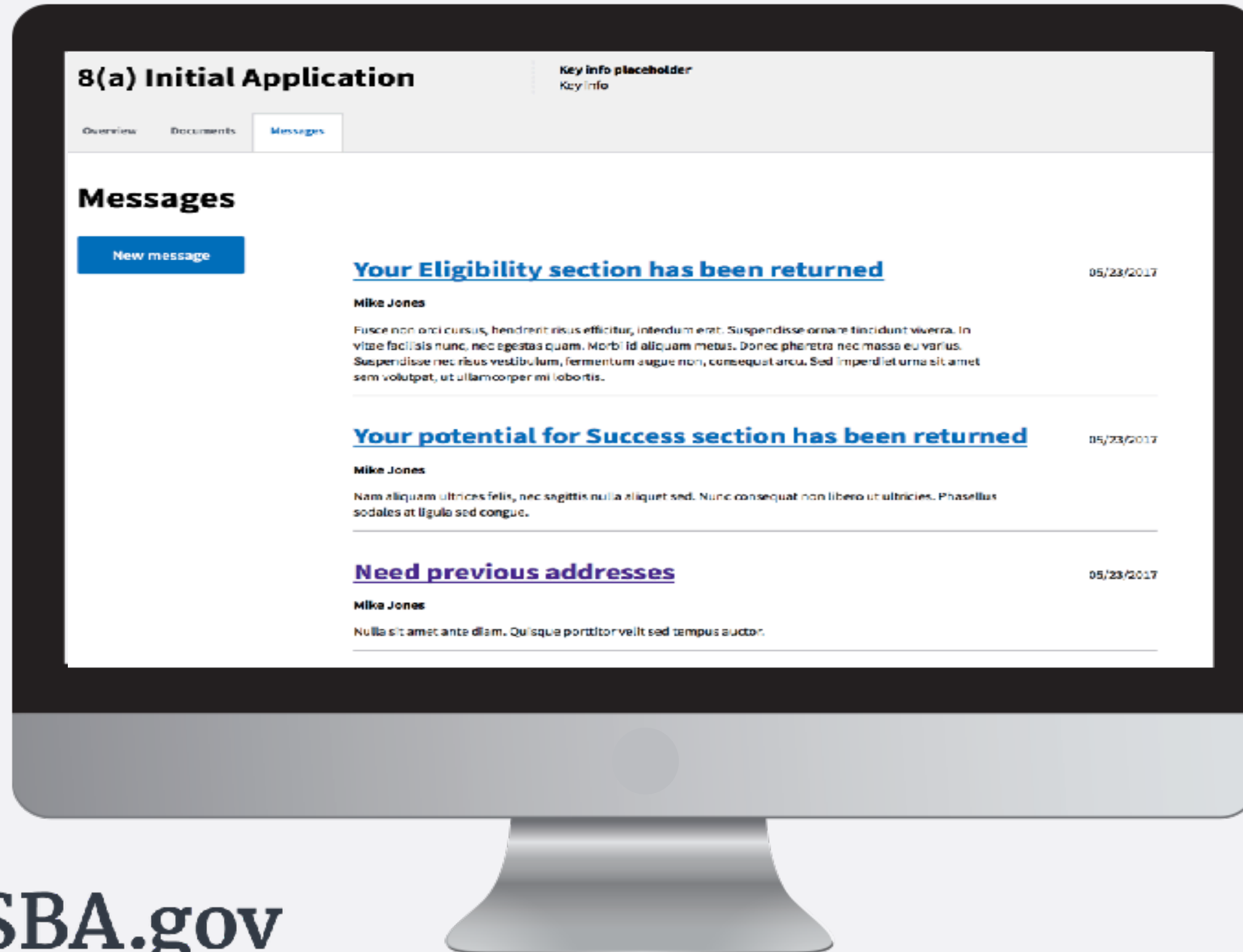
Firms will answer each questionnaire in order until they're done with all five sections.



# View the Document Library

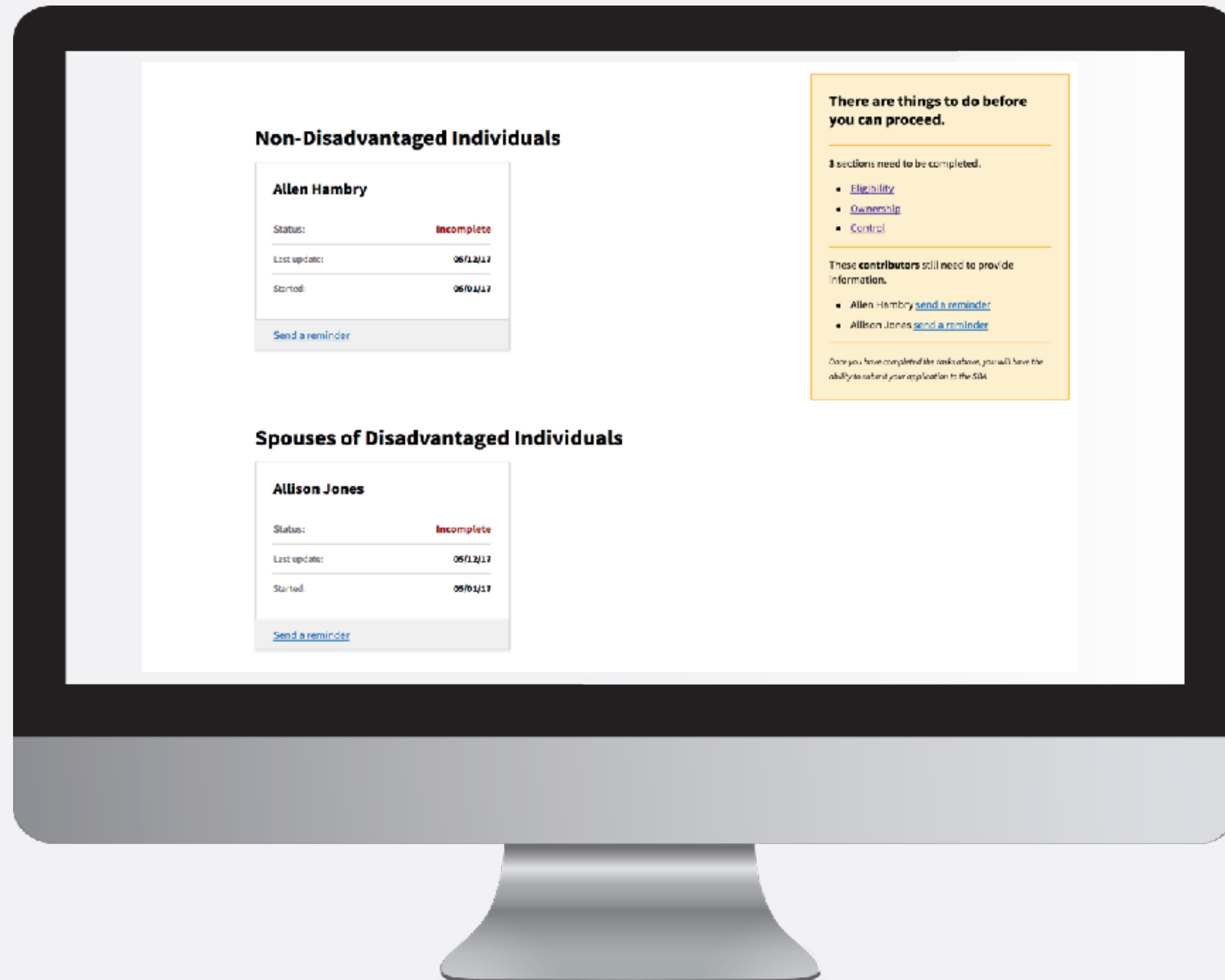


# Messaging Replaces Email

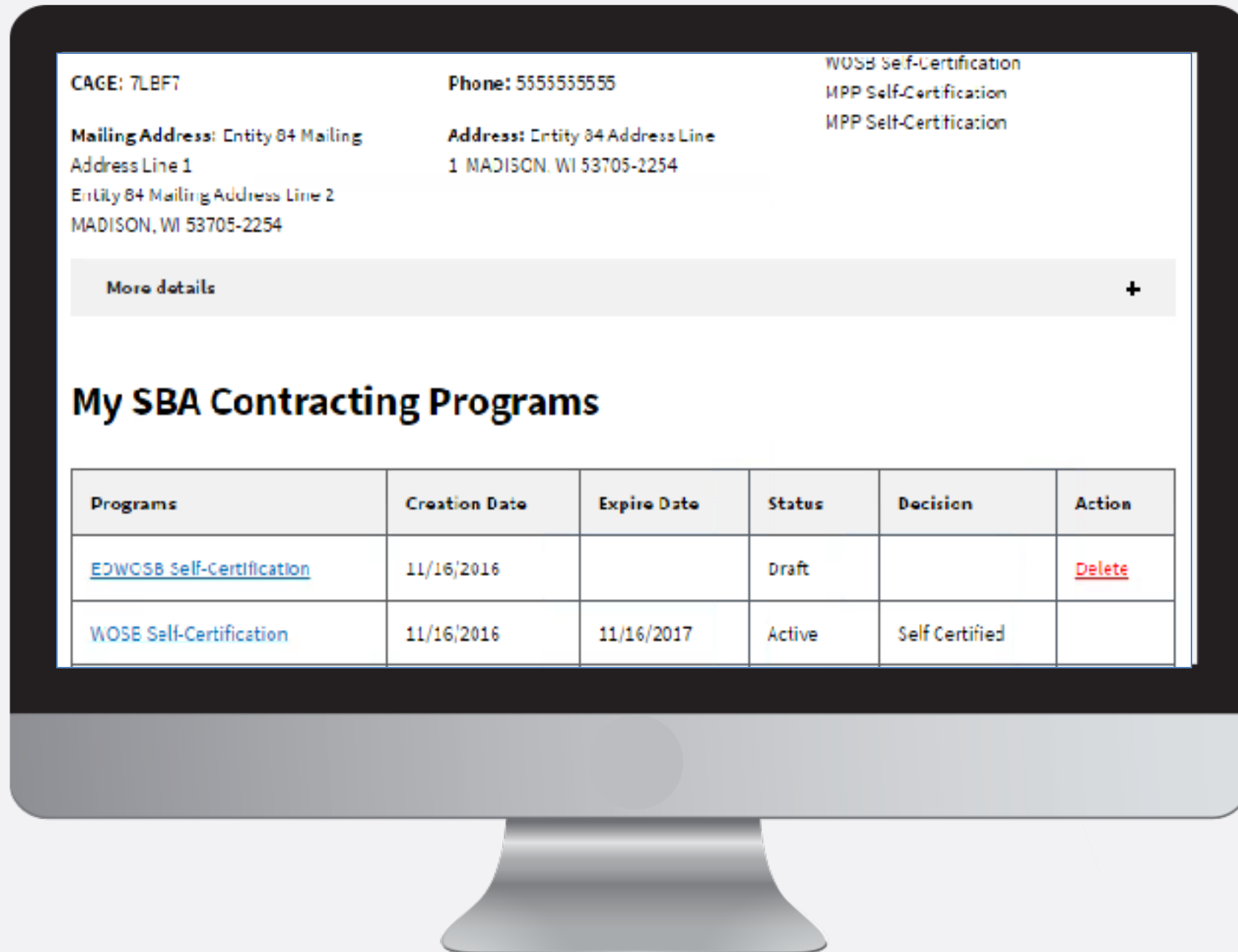


Firms can now **share access** with all contributors.

The applicant will receive notifications regarding which sections, including other contributors, are still outstanding.



# Firm Dashboard



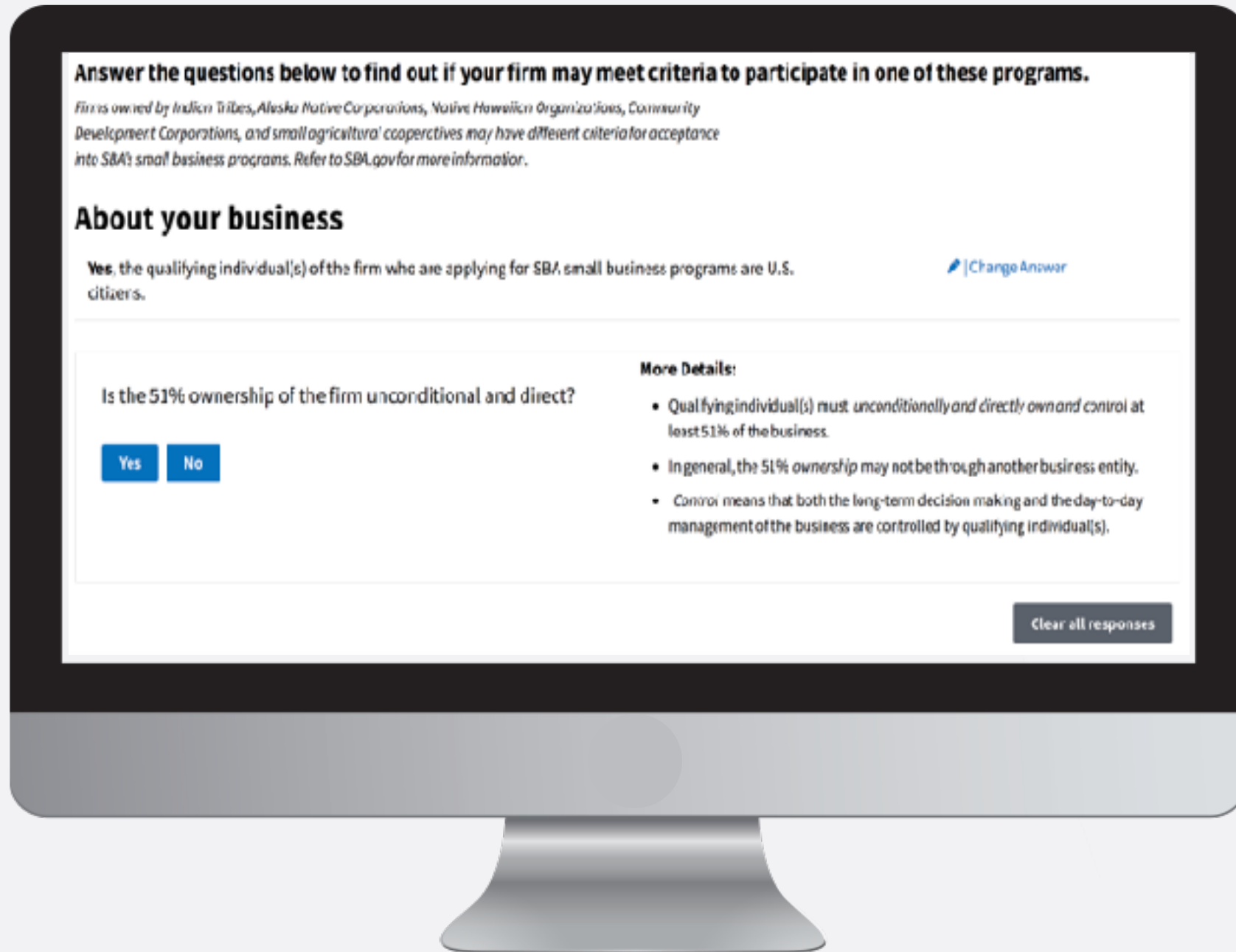
## Firm's Dashboard of all Certifications:

- The status of program applications and renewal deadlines
- View all firm's SBA certifications, not just 8(a).

**Firms learn about GCBD  
programs and apply online.**

**certify.SBA.gov**

# Am I Eligible



**“As a small business owner, I want an easy way to determine which Small Business Programs I may be eligible for, so that I can focus my time appropriately.”**

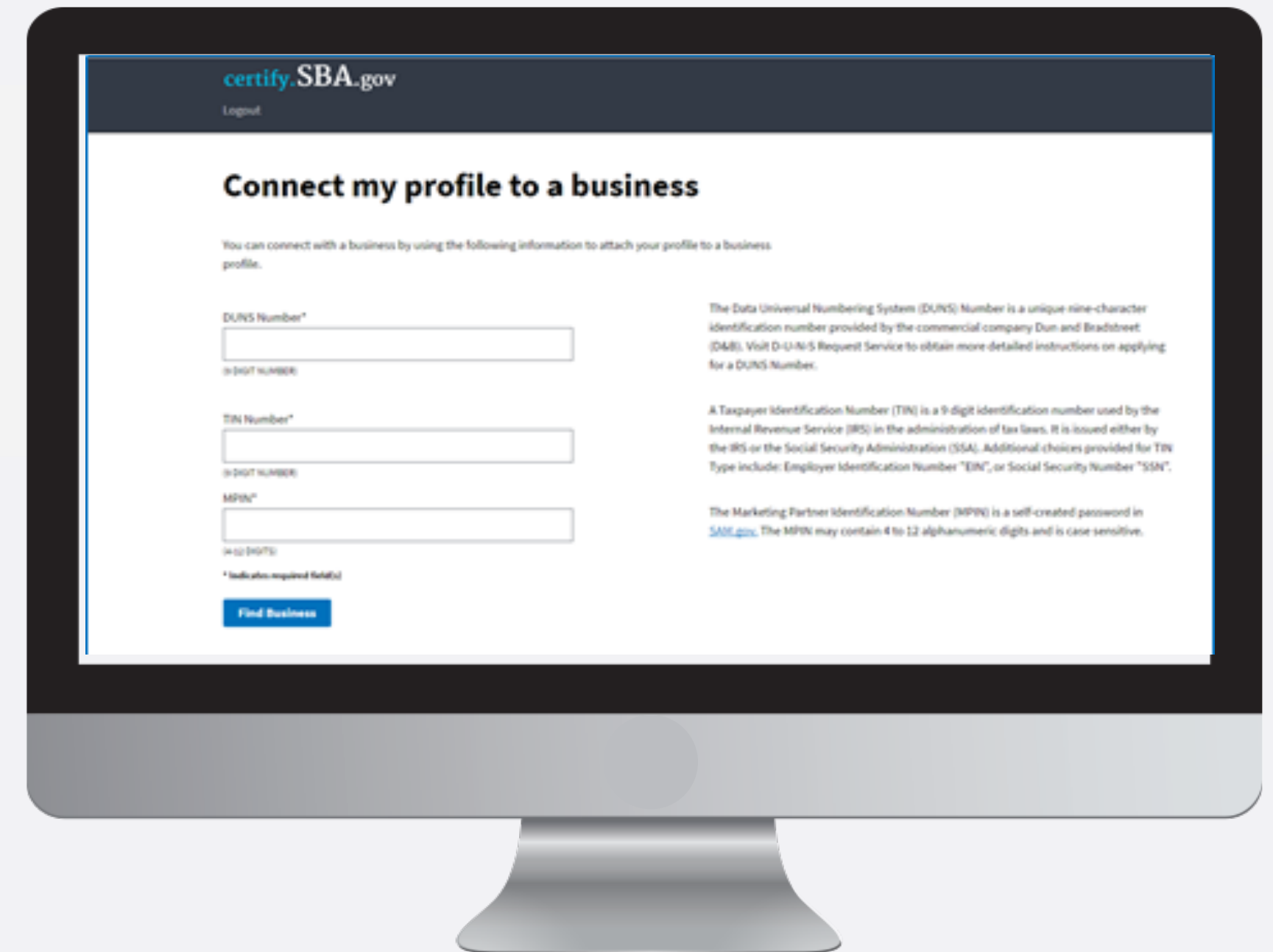
# The 8(a) Application Process in Mid-November

Before you sign up for Certify:

Step 1: Obtain a DUNS Number

Step 2: Register in SAM.gov

Step 3: Apply on Certify.SBA.gov



# The 8(a) Application Process in Mid-November



## Visit Certify

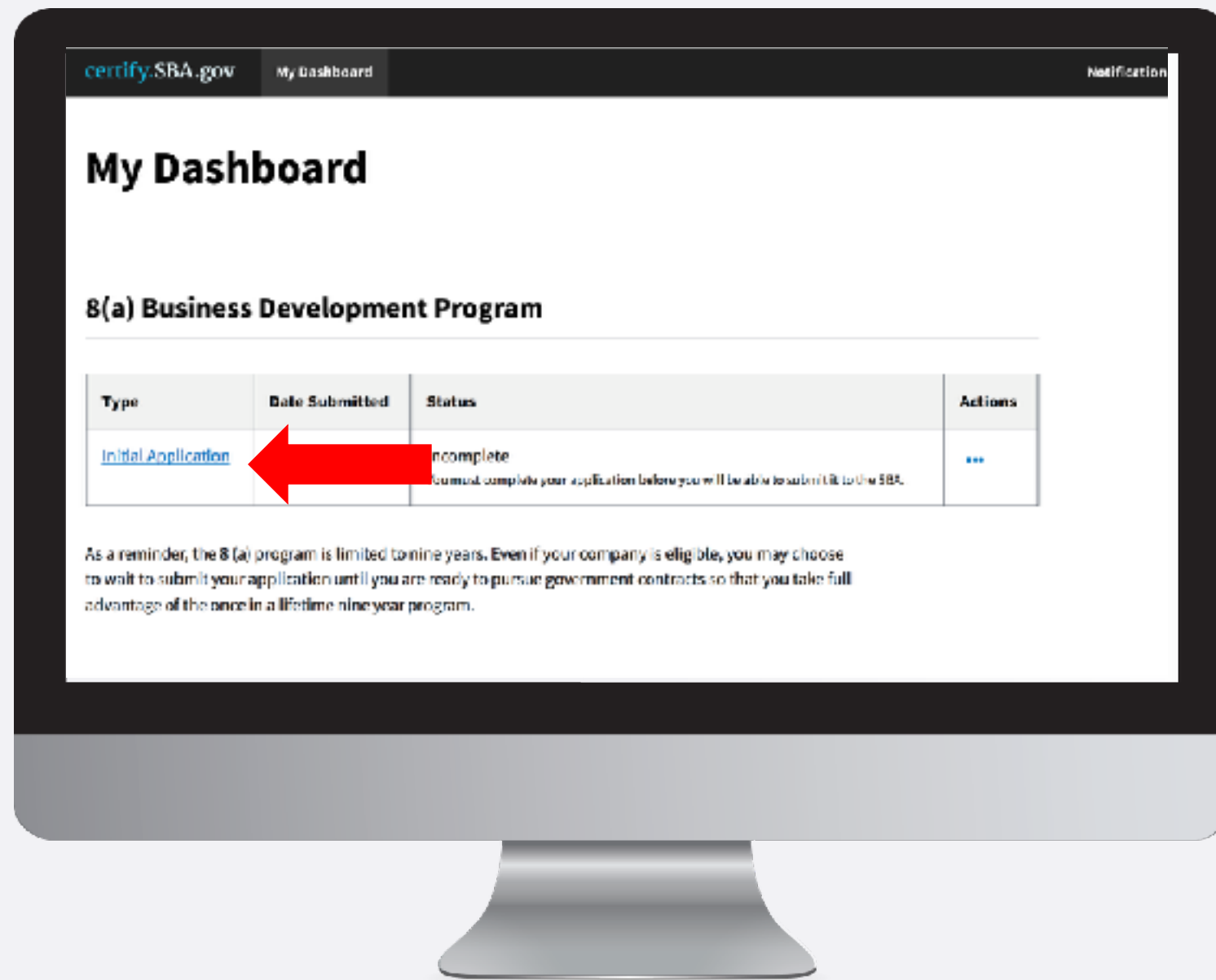
Firms should logon to Certify.SBA.gov and press the orange “Get started” button.

## Register on Certify

Firms must complete the registration process, and link their account to their SAM profile through their DUNS number, to gain entrance into the Certify platform.



# The 8(a) Application Process in Mid-November



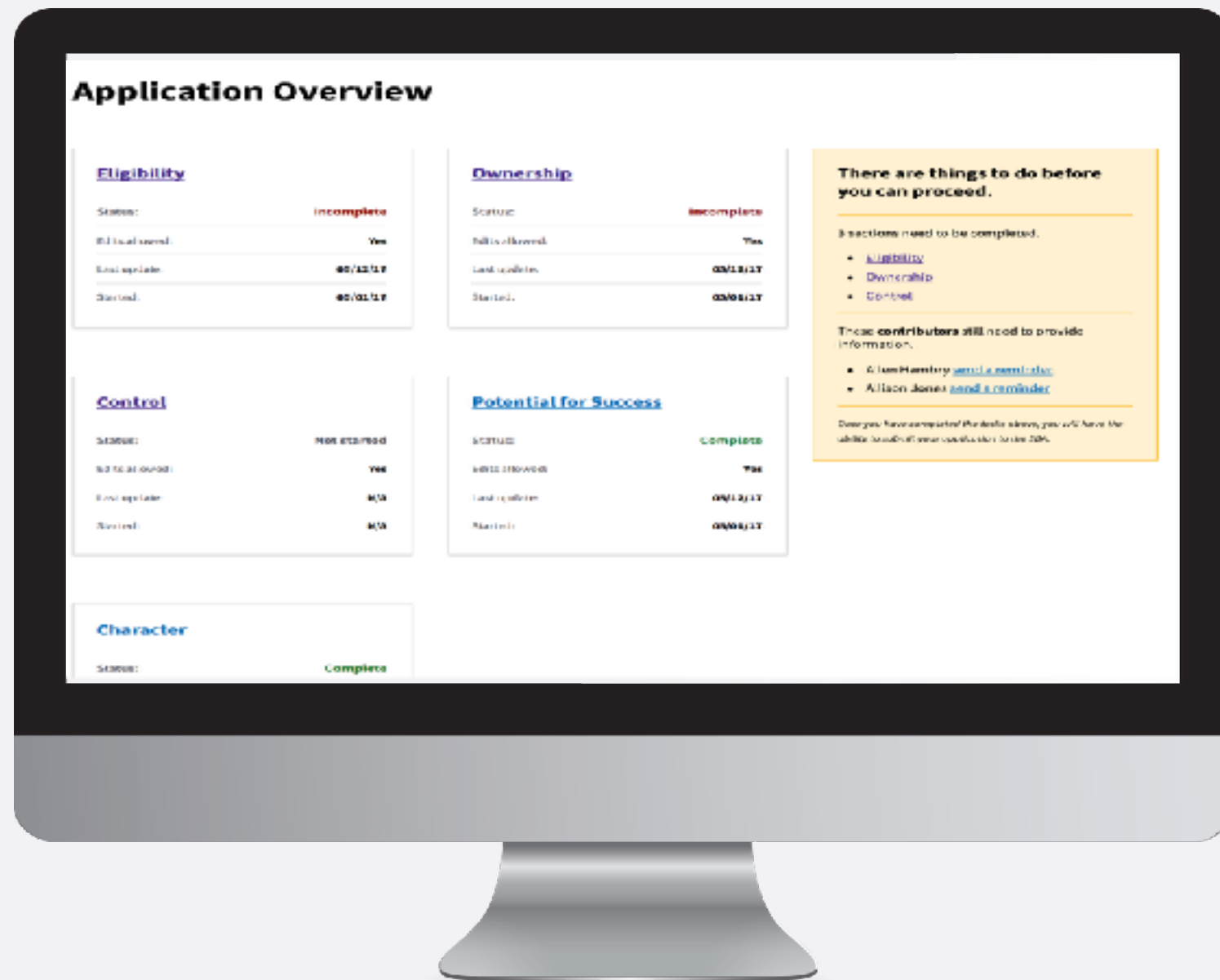
## Preview the Dashboard

Firms will have a custom dashboard that provides one-click access to their initial application.

## Start the Application

Click on the blue “Initial Application” link to be taken to the full application. Alternatively, Firms can click the three blue dots to “View application” or “Delete application.”

# The 8(a) Application Process in Mid-November



## Complete Core Sections

Previous SBA forms have been re-created as online questionnaires. Firms will be walked through how to complete all five sections.

## Contributors Add Details

In addition to the five sections, all relevant Disadvantaged Individuals; as well as Non-Disadvantaged Individuals and Spouses of Disadvantaged Individuals will directly input their data.


## Submit Application to SBA

Once a firm submits an application, the applicant should watch for emails from Certify asking for additional details.


# certify.SBA.gov

When **Firms** are ready to **continue work** on their application, log back onto **certify.SBA.gov** and click the blue “Login” button or the “Login” link in the top right corner.





**certify.SBA.gov**  
**By The Numbers**



**15**

**Number of days for  
Firm 8(a) application screening**

**90**

**Average number of days to process  
Firm 8(a) applications**

**45**

**Number of days for  
Firms to appeal their 8(a)  
application results**



[certify.SBA.gov](https://certify.SBA.gov)

**Dates and Deadlines**





# When Does Certify Go Live?



**November 15, 2017:  
8(a) Initial Application**

**January 2018:  
8(a) Annual Review**

# Firm Application Dates and Deadlines



The Following Dates Are Important To Remember:

- **October 1, 2017 – October 15, 2017:** 8(a) Applications in Process Must Be Completed, Otherwise They Must Wait to Re-Apply in Certify
- **October 1, 2017 – November 14, 2017:** New 8(a) Applications Can't be Started in Certify as new Firms Won't Have Access to GLS and BDMIS

# Questions & Feedback

**Do you have any  
questions?**



**Send us your feedback:  
<https://certify.ideas.aha.io/ideas>**